

Posey® Alarm Mounting Brackets

Application Instructions



GCX® Alarm Mounting Bracket Assembly

For proper use, consult GCX Corporation installation guide(s). www.gcx.com

REF 8208G GCX Corporation Alarm Mounting Bracket Assembly




Note: Use Allen wrench provided for tightening into place.

Modular Services Alarm Mounting Bracket Assembly

For proper use, consult Modular Services Company installation guide(s). www.modularservices.com

REF 8208H Modular Services Company Alarm Mounting Bracket Assembly




Headwall Rails for Mounting Brackets

Hill-Rom Alarm Mounting Bracket

For horizontal wall mounts

REF 8208HR Hill-Rom Alarm Mounting Bracket



Headwall Rails for Mounting Brackets

TIDI Products, LLC • 570 Enterprise Drive, Neenah, WI 54956 USA
Phone: 1.800.521.1314 • International: +1.920.751.4036 • www.tidiproducts.com

© 2024 TIDI Products, LLC. All rights reserved. Posey is a registered trademark of TIDI Products, LLC.

M6160 Rev D 04-02-2024

Posey® Alarm Mounting Brackets

Application Instructions



GCX® Alarm Mounting Bracket Assembly

For proper use, consult GCX Corporation installation guide(s). www.gcx.com

REF 8208G GCX Corporation Alarm Mounting Bracket Assembly




Note: Use Allen wrench provided for tightening into place.

Modular Services Alarm Mounting Bracket Assembly

For proper use, consult Modular Services Company installation guide(s). www.modularservices.com

REF 8208H Modular Services Company Alarm Mounting Bracket Assembly

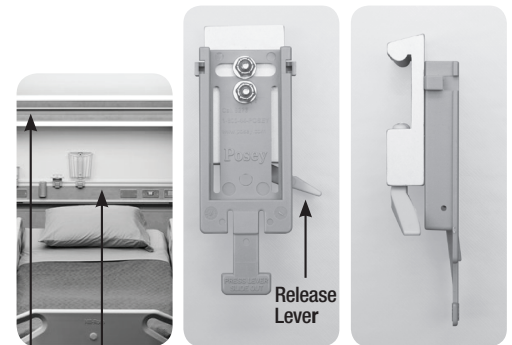


Headwall Rails for Mounting Brackets

Hill-Rom Alarm Mounting Bracket

For horizontal wall mounts

REF 8208HR Hill-Rom Alarm Mounting Bracket



Headwall Rails for Mounting Brackets

TIDI Products, LLC • 570 Enterprise Drive, Neenah, WI 54956 USA
Phone: 1.800.521.1314 • International: +1.920.751.4036 • www.tidiproducts.com

© 2024 TIDI Products, LLC. All rights reserved. Posey is a registered trademark of TIDI Products, LLC.

M6160 Rev D 04-02-2024