

# Posey Single-Patient Use Chair Sensor Pad

## Application Instructions

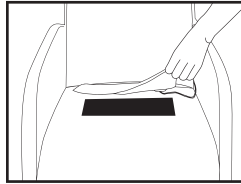


DESIGNED FOR CHAIR OR WHEELCHAIR USE WITH POSEY FALL ALARMS

### Instructions

#### 1. Placing Sensor Pad

- Mark sensor with date of first use and expiration date (30 days) in permanent marker to ensure sensor pad is used within warranty period.
- Check that sensor pad is clean and not damaged. Discard and replace damaged sensor pads.
- Place green non-slip grip matting (if applicable) across the width of seat.
- Place sensor pad on top of grip matting with neck toward back of seat.
  - If a seat cushion is used, place sensor pad on top of cushion.
  - Incontinence pads may be used to protect the sensor pad from liquids. Sensor pad may fail if any liquids enters at “neck” of sensor.
  - Make sure sensor pad neck is clear and not blocked. Air must flow freely in and out of sensor pad to function properly.
  - When other objects are in chair such as restraints, personal items, or other patient care products, the weight of these objects could result in no alarm if a patient were to attempt a chair exit. Straps or other weight bearing patient care products must not cross over or be placed on top of sensor pad.



#### Posey Single-Patient Use Chair Sensor Pad

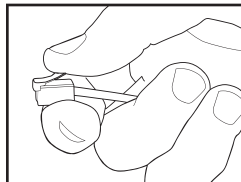
**REF 8309** – 30-Day Chair Pad, 3ft Cord

**REF 8309EL** – 30-Day Chair Pad, 8ft Cord

**REF 8309CLC** – 30-Day Chair Pad, Custom Cord

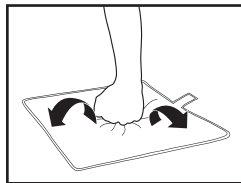
#### 2. Connect Sensor

- Route sensor pad cord to the Posey Alarm, allowing some slack in the cord and not posing a tripping hazard.
- Connect sensor plug into port on the Posey Alarm.



#### 3. Testing Sensor Pad

- Before each use, ensure sensor pad and alarm are properly functioning.
  - Make sure alarm is on, sensor plugged in, and securely connected.
  - To test, press and release with your hand on connected sensor pad. Releasing pressure should cause the Posey Alarm to alarm. Test multiple locations on sensor pad to ensure proper functionality.
  - If Posey Alarm fails to alarm, test with new sensor pad. If Posey Alarm still fails to alarm, please reference applicable Posey Alarm's Instructions for Use.



#### 4. Monitor Patient

- Place patient on pad, ensuring pad is under patient buttocks when seated.

#### 5. Discard

- Dispose of per facility policy. Be sure to follow all laws that apply.
- Reprocessing voids warranty.
- Recycling of unsoiled sensors is encouraged, please utilize electronic recycling programs.\*



#### Cleaning

Dampen (but DO NOT soak) a clean cloth with disinfectant. Use extra care to clean sensor pad cord plugs. To reduce the risk of damage, NEVER use any cleaning substance that contains Phenol, immerse in liquid, or sterilize with heat. Use a clean, DRY cloth to dry all parts.

#### Storage

Store in ambient temperatures and humidity levels (10-50%). Do not store product folded or creased.

#### Protocol

Follow facility protocol, alarms are only one tool to help mitigate falls.

#### Warranty

This product is warranted for thirty (30) days from date of first use.

#### Posey Grip

If using the optional Posey Grip included with your sensor pad, please reference the Posey Non Slip Grip Instructions for Use (see website).

#### Restraints

If using Posey restraints, please reference restraint specific IFU. Failure to do so could lead to serious injury or death.

#### ⚠ WARNING

- Designed for chair or wheelchair use only.
- Never connect Posey sensor pads to other manufactures' alarms.
- Never connect Posey Fall Monitor to other manufactures' sensor pads.
- Ensure all parts of the system are operational before leaving patient unattended. Failure to follow these instructions could result in serious injury.
- This system does not prevent falls or injury from falls and is not a substitute for patient care. This product should be used in conjunction with your facility's falls management program.
- Never jerk or pull on the cord to remove the sensor cord plug. Doing so will damage cord wires of Fall Monitor.
- Never crease sensor pad. This will damage sensor pad and may cause false alarms or no alarm.



This product is latex free.

\*Note: Some facilities and situations may arise that consider a sensor pad medical waste, please dispose of per your facilities protocols.